


Dehumidifier Consorb **DC-20 / 30** T10,T16



Dehumidifying capacity at 20°C / 60%RH
0.9 - 1.4 kg/h

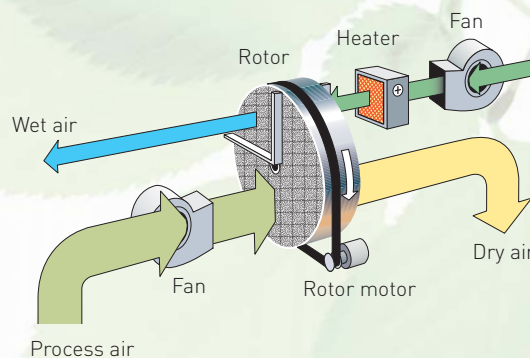
Dry air flow
310 - 400 m³/h

- ↘ Washable rotor
- ↘ Protected control panel
- ↘ Stainless steel chassis
- ↘ Self-regulating heater
- ↘ Fold-flat handle
- ↘ Long lifetime
- ↘ Easy access to filter



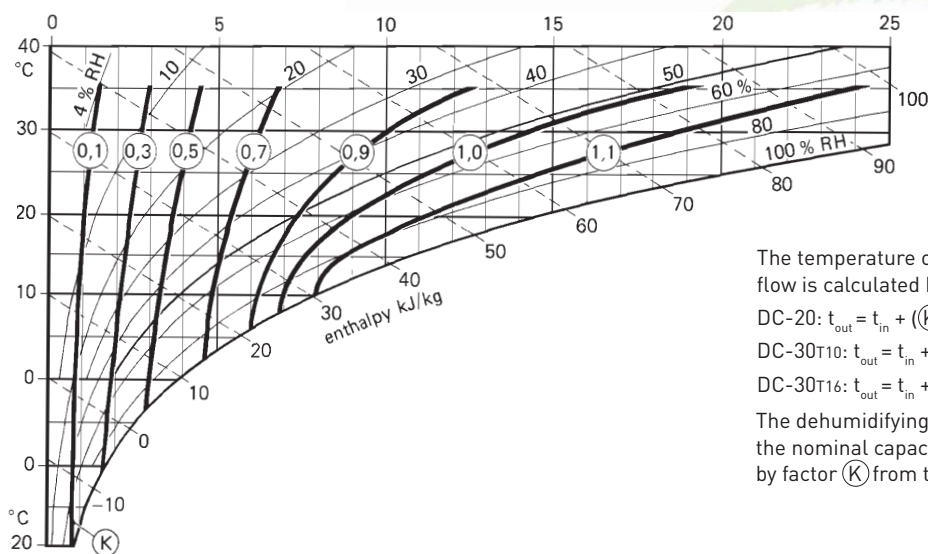
TECHNICAL DATA

Dehumidifier model	DC-20	DC-30 T10	DC-30 T16
Nominal capacity ¹ (kg/h)	0.9	1,1	1.4
Dry air flow ² (m³/h)	310	400	400
Wet air flow ² (m³/h)	60	90	70
Static pressure at disposal (Pa)	80	80	80
Heater power (kW)	1,9	1,9	3.25
Total power (kW)	2.3	2.3	3.6
Supply fuse 230V [A]	10	10	16
Weight (kg)	31	32	32



- ¹ Valid for inlet conditions 20°C/60%RH. For other inlet conditions the capacity can be calculated by using the correction factor from the diagram shown below.
- ² Volume flow for density 1.20 kg/m³.

CORRECTION DIAGRAM



The temperature of the dry air at nominal air flow is calculated by:

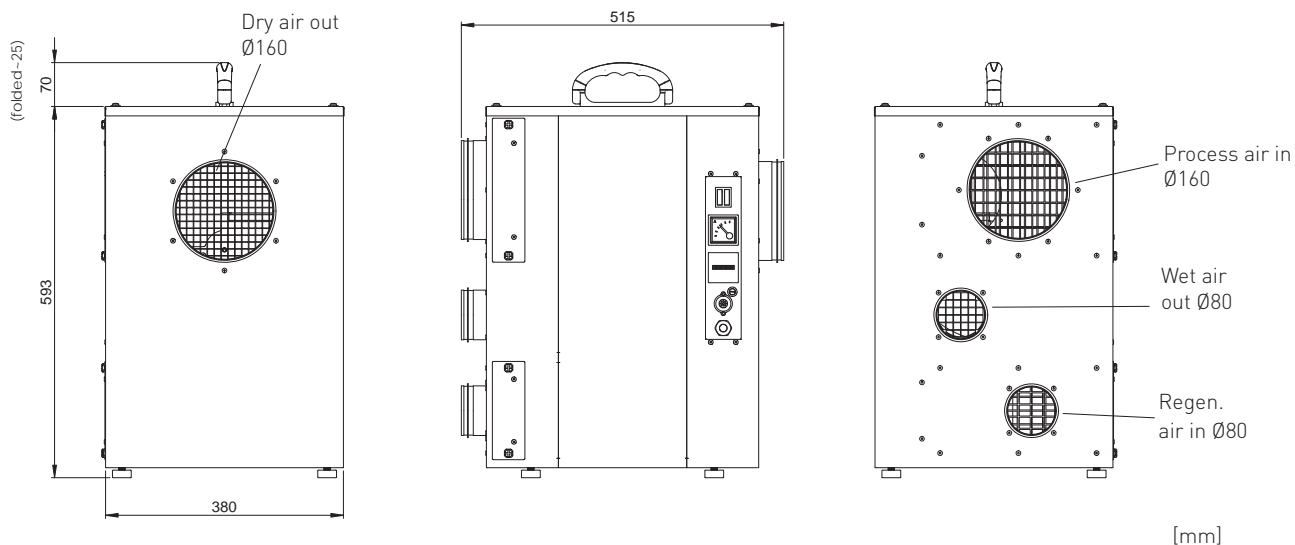
$$DC-20: t_{out} = t_{in} + ((K) \times 6) + 5$$

$$DC-30T10: t_{out} = t_{in} + ((K) \times 8) + 5$$

$$DC-30T16: t_{out} = t_{in} + ((K) \times 9) + 5$$

The dehumidifying capacity is estimated as the nominal capacity from above, multiplied by factor (K) from the correction diagram.

DIMENSIONS



Subject to change without notice.



Av. del Libertador 2221 (1636) Olivos - Buenos Aires.
 Líneas rotativas: (5411) 5353-0260
 E-mail: info@airqualitysrl.com.ar
 Home Page: www.airqualitysrl.com.ar

Seibu Giken DST AB

Avestagatan 33 | SE-163 53 Spånga, Sweden

Tel +46 8 445 77 20 | Fax +46 8 445 77 39

www.dst-sg.com | info@dst-sg.com